

Multiple Power Sources

Wall/Desk Power Source

Versatile all-purpose power source. Use on desk, wall or side of desk. Powers and stores BIO in a variety of settings. Also provides condensing lens storage.

Portable Power Pack

Goes wherever exams take place. Provides nearly an hour of continuous on-time and the capability to use your instrument while charging. Indicator lights display power on, low power and recharging. Rheostat is easy to access, and back clip allows easy portability.

Key Accessories

Teaching Mirror

Easily installed on BIO. Provides two observers with clear image. Can be quickly flipped out of the user's line of vision.

Carry Case

This sturdy carry case provides maximum protection with room for accessories and a Welch Allyn diagnostic set. Comes with a handle, shoulder strap, pocket for fundus charts and room for power sources.

Ordering Information

12500	BIO with cobalt blue filter (optical portion, headband, 8 ft [2.7 m] cord)
12500-D	BIO with cobalt blue filter and diffuser filter (optical portion, headband, 8 ft [2.7 m] cord)
12500-Y	BIO with yellow filter in place of cobalt blue filter (optical portion, headband, 8 ft [2.7 m] cord)
12500-DY	BIO with diffuser filter and yellow filter in place of cobalt blue filter (optical portion, headband, 8 ft [2.7 m] cord)
73300	4 ft (1.3 m) extension for BIO
12550	Teaching Mirror
12551	Voltage Adapter, 4.5 V
12060	Scleral Depressor (thimble type, medium)
01200-U	Replacement Lamp
05122-U	Carrying Case (small)
05120-U	Carrying Case (large)
50120	Fundus Charts and Pencils
72240	Replacement Battery
74350	Wall/Desk Power Source
74355	Wall/Desk Power Source, Export (specify country and voltage)
74360	Portable Power Source
74365	Portable Power Source, Export (specify country and voltage)



74350



74360



05120-U



05122-U



12500



The Welch Allyn 125 Binocular Indirect Ophthalmoscope
The top of a superior line of ophthalmic instruments

For more information, contact your Distributor Representative or Welch Allyn directly at 800.535.6663.

4341 State Street Road, PO Box 220, Skaneateles Falls, NY 13153-0220 USA
(p) 315.685.4560 or 800.535.6663 (f) 315.685.2174 www.welchallyn.com

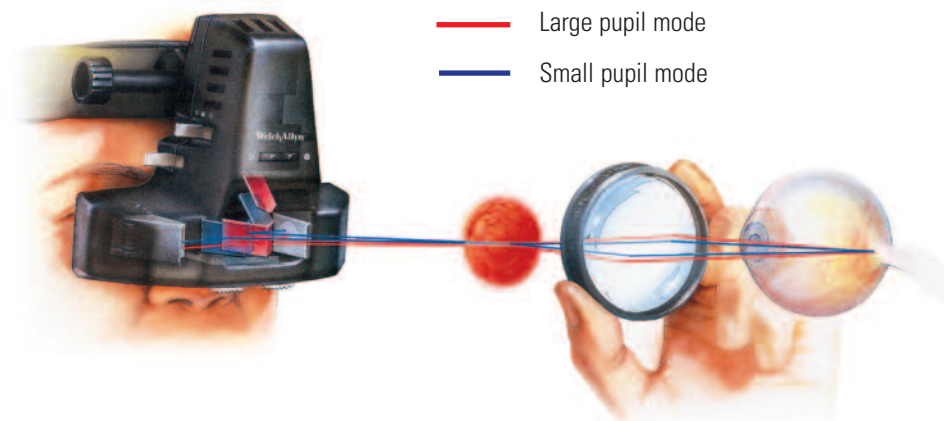
© 2006 Welch Allyn SM2063 Rev B

WelchAllyn
Advancing Frontline Care™

WelchAllyn
Advancing Frontline Care™

Indirect ophthalmoscopy like you've never seen before.

The Welch Allyn 125 BIO is designed to achieve precise binocular viewing and stereopsis easier than ever before. Its observation paths can be adjusted from 48 mm to 75 mm to handle the widest and narrowest interpupillary distances. Its many other advanced functions further simplify use and provide you with unparalleled retinal images.



Large pupil mode



Small pupil mode

Convergence Control for Small Pupil Capability

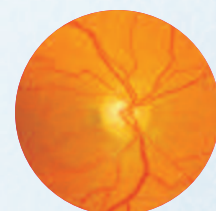
Often, a patient's pupil will refuse to dilate, even with the aid of mydriatic drops. The convergence control in the Welch Allyn 125 BIO allows projection of the illumination and visual path beams into even the smallest pupils. This provides the ability to examine patients with pupils less than 2 mm in size.

Diffuser Filter for Enhanced Peripheral Viewing of the Retina

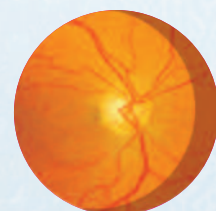
The Welch Allyn 125 BIO's diffuser filter expands the illumination beam and allows enhanced viewing of the peripheral areas of the retina.

By broadening the field of view, the diffuser filter reduces the amount of maneuvering required to achieve optical alignment. This, in turn, enhances image stability and avoids pupil clipping.

The diffuser filter automatically decreases the intensity of the illumination. This prevents pupil myosis—common in patients with highly-sensitive eyes.



Diffuser engaged



Diffuser not engaged

A design that makes it all look easy.

The Welch Allyn 125 Binocular Indirect Ophthalmoscope is packed with the most advanced features available in a BIO. And with its convenient, lightweight design, it promises to set new standards for unmatched comfort and performance.

10-Year Instrument Warranty

The Welch Allyn 125 BIO comes with an exclusive 10-year instrument guarantee

Ergonomically Designed Controls

Convenient and durable for simple operation and protection against accidental drops



SoftTilt Park/Rest Feature
Optics can be moved to a stationary position out of your line of vision

Padded Headband
Padded leather contact points and swoop design improve comfort and viewing stability

Halogen Light Source
One of the brightest, longest-lasting lamps available in a BIO (100 hrs)

Diffuser Filter
Broadens the illumination for enhanced viewing of the periphery of the retina

Sealed Optics
Protects optics from dirt for long-term clear viewing

Convergence Control
Effective viewing for pupils as small as 2 mm

Integrated UV/IR Filter

Provides safe illumination

Mirror Tilt Control

Easy access for optimal adjustment

IPD Control

Adjusts for a wide range of interpupillary distances from 48 mm to 75 mm

U.S. Patent No. 5.394.201 and International Patents Pending

Video-Aligned Optics

The optics in the Welch Allyn 125 BIO are aligned using an advanced video alignment system. This guarantees that all components have the precise orientation required for accurate viewing. Precise optical alignment prevents eyestrain and optimizes the BIO's performance.

Comfortable, Balanced Design

Designed for maximum user comfort and performance. Its headband is ergonomically shaped to match the contours of the head and to provide improved stability and the most comfortable, natural fit available in a BIO. The optics are small and lightweight so you will experience even greater balance during use.

Long-Lasting Service

The halogen illumination system used in the Welch Allyn 125 BIO lasts longer than any other BIO lighting source. What's more, the optical system is internally sealed to protect vital optics, mirror assemblies and housings from dust, dirt and accidental breakage.