



Hillrom™



Envella® Air Fluidized Therapy

Accelerated Healing for
Flap and Graft Procedures

21%

FLAP SURGERIES HAVE COMPLICATIONS

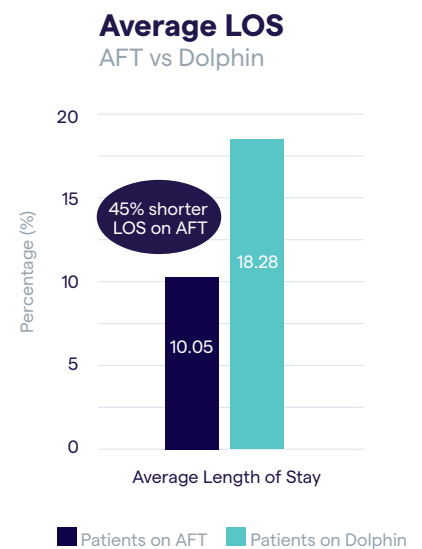
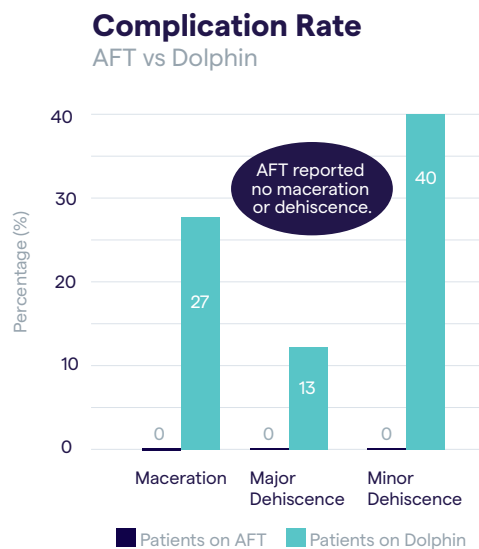
like dehiscence, adding additional expense to an already costly procedure.²

Flap and graft procedures are complicated and costly. With the number of operations increasing¹ and post-op complications a constant concern, it's imperative to create an ideal post-surgical environment to support healing.



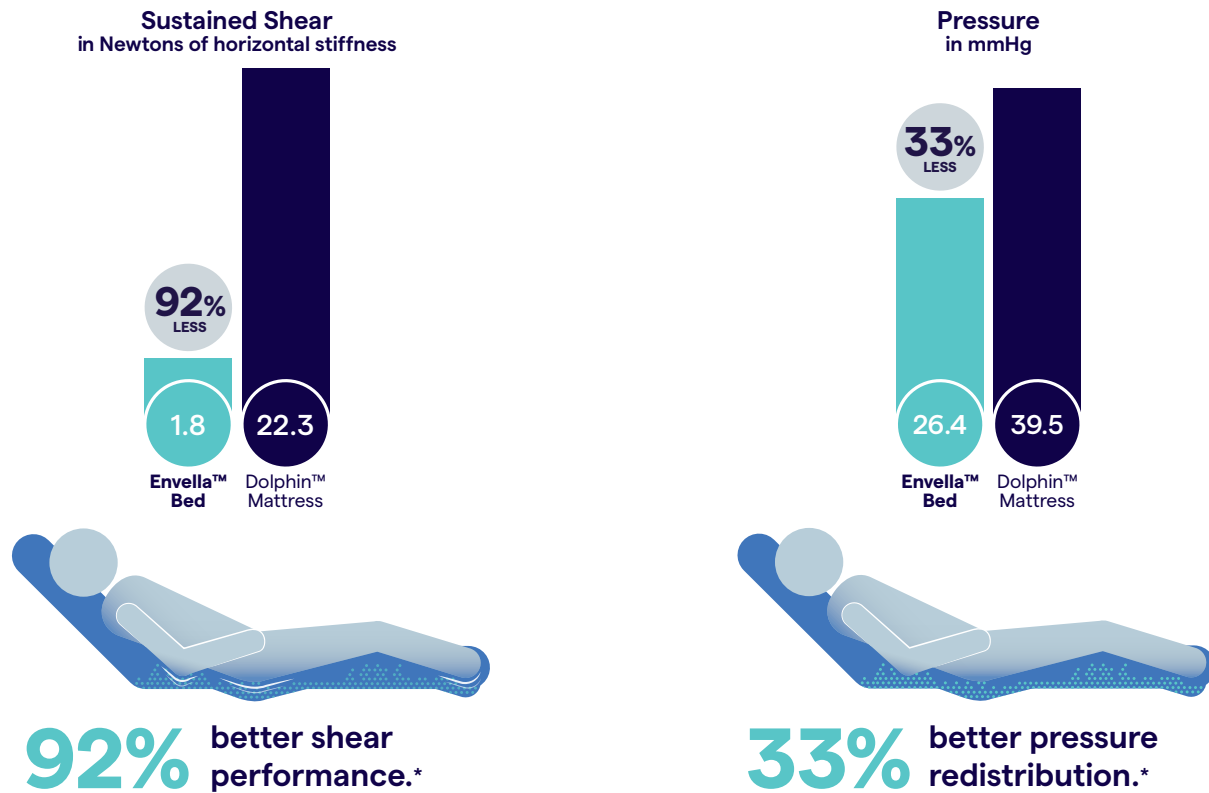
**“The [AFT bed]... actively [affects] microclimate management, while the [Dolphin] FIS has no active role on the microclimate.”
– Mendoza, et al. International Wound Journal.⁶**

In an acute care study, it was found that post-operative flap patients on Air Fluidized Therapy (AFT) had no dehiscence or maceration, while up to 40% of Dolphin FIS patients had these complications. It was also found that AFT patients had a significantly shorter average length-of-stay (LoS).⁶



Air fluidized therapy creates the ideal healing environment

Differentiated technology delivers superior performance versus powered air surfaces.³

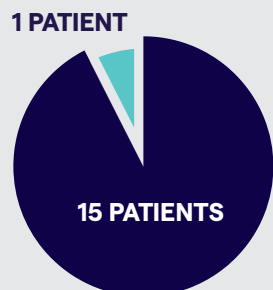


AIR FLUIDIZED THERAPY'S LOWER SHEAR AND PRESSURE CREATE AN IDEAL HEALING ENVIRONMENT THAT YIELDS OVERALL BETTER POST-OP FLAP RESULTS.

*Based on mechanical performance only.

An ideal healing environment leads to improved outcomes

The Envella® bed's superior clinical performance for flap and graft patients helps safeguard against post-op surgical complications and accelerate the healing process.⁴



In a post op study, 16 flap patients were placed on AFT immediately after operation with successful results.

94% OF PATIENTS DEVELOPED NO COMPLICATIONS.

■ No Complications ■ Complications



Hillrom™

ABOUT HILLROM

Hillrom is a global medical technology leader whose 10,000 employees have a single purpose: enhancing outcomes for patients and their caregivers by advancing connected care. Around the world, our innovations touch over 7 million patients each day. They help enable earlier diagnosis and treatment, optimize surgical efficiency and accelerate patient recovery while simplifying clinical communication and shifting care closer to home. We make these outcomes possible through connected smart beds, patient lifts, patient assessment and monitoring technologies, caregiver collaboration tools, respiratory care devices, advanced operating room equipment and more, delivering actionable, real-time insights at the point of care. Learn more at hillrom.com.

For more information, please contact your local distributor or Hillrom sales representative at 1-800-445-3730.

hillrom.com

¹ Internal document. Avelere Health 2010-2014.

² Biglari B, et al. "A retrospective study on flap complications after pressure ulcer surgery in spinal cord patients." *Spinal Cord*. 2014; 52: 80-83.

³ Internal. Surface Testing Results.

⁴ Dolezal. *Annals of Plastic Surgery*. 1985.

⁵ Scheulen JJ & Munster. *Journal of Burn Care Rehab*. 1986.

⁶ Mendoza, R, et al. "A prospective, randomised controlled trial evaluating the effectiveness of the fluid immersion simulation system vs an air-fluidised bed system in the acute postoperative management of pressure ulcers: A midpoint study analysis." *International Wound Journal*. 2019; 6③: 989-999.

Hill-Rom reserves the right to make changes without notice in design, specifications and models. The only warranty Hill-Rom makes is the express written warranty extended on the sale or rental of its products.