

mechanical

electrical

Applies to the following models:

Side Rail Switch, mechanical	Prod. No. 3124631
Side Rail Switch, mechanical	Prod. No. 3124632
Side Rail Switch, electrical	Prod. No. 3124633
Side Rail Switch, electrical	Prod. No. 3124634

Product Description

Liko's Side Rail Switch is a device for transferring a lift motor from one overhead lift system to another and is especially adapted for straight rail systems. The electrical Side Rail Switch can be operated using a Likorall lift motor equipped with a special hand control. The electrical Side Rail Switch can also be connected to an electrical outlet and be operated using a mains operated hand control. The mechanical Side Rail Switch is operated manually by pulling the cords.

IMPORTANT!

Read the instruction guide for both the patient lift and lifting accessories before use. Lifting and transferring a person always involves a certain level of risk. It is important to completely understand the contents of the instruction guide. The equipment should be used by trained personnel only. Please contact Liko/Hill-Rom in the event of any uncertainties or questions.

⚠ is a warning triangle used for situations which require extra care and attention.

Maximum Load

Different maximum loads may apply to different products on the assembled lift unit: lift, sling bar, sling and any other accessories used. For the assembled lift unit, including accessories, the maximum load is always the lowest maximum load rating for any of the components. Check the markings on the lift and lifting accessories or contact your Liko/Hill-Rom representative if you have any questions.

Safety Instructions

Particular care must be taken when using powerful sources of electromagnetic disturbance, such as diathermy, etc, so that, for example, diathermy cables are not positioned on or near the lift. If you have any questions, please consult the responsible assistive-device technician or the supplier.

⚠ Liko transfer systems must always be installed by personnel authorised by Liko/Hill-Rom and in accordance with the applicable installation instructions.

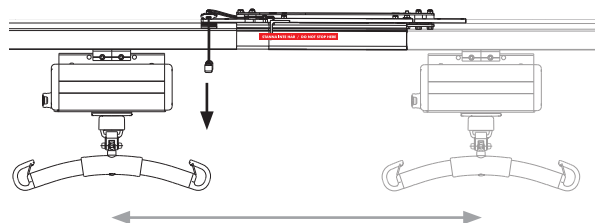
⚠ Using lifting accessories other than those approved can entail a risk.

Operation

Always position the Likorall lift motor in front of/behind the Side Rail Switch before changing track and transfer to another system.

Side Rail Switch, mechanical

For track change: use the cord.



Side Rail Switch, electrical

For track change: press the hand control Ⓜ or Ⓝ - button.



With Hand control (2- button) M220: press the hand control Ⓜ or Ⓝ button.



Recommended Accessories

Hand control (2- button) M220 (only Side Rail Switch electrical) Prod. No. 20590010

Extension cable HB80 (2.4 m / 94.5 inch.) Prod. No. 3124665

Control box CB08 EU (only Side Rail Switch electrical) Prod. No. 3124655

Control box CB08 UK (only Side Rail Switch electrical) Prod. No. 3124656

Control box CB08 US (only Side Rail Switch electrical) Prod. No. 3124657



Technical Data

Prod. No. 3124631 / 3124632 (only in combination with Liko H-70 rail)

Dimensions:

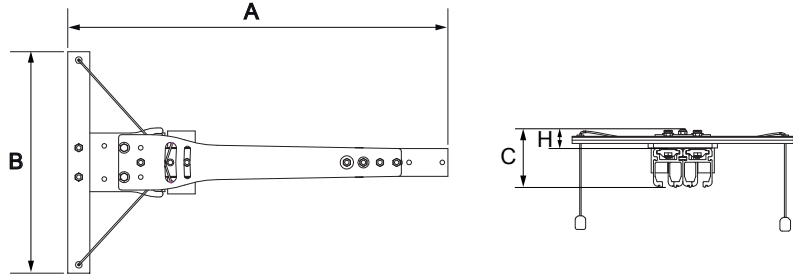
- A:** 687 mm (27 inch.)
- B:** 400 mm (15.7 inch.)
- C:** 105 mm (4.1 inch.)

Built-in dimension, H: 35 mm (1.4 inch.)

Weight: 7.1 kg (15.6 lbs)

Max. load: 250 kg (550 lbs)

Material: Steel, aluminium



Prod. no. 3124633 / 3124634 (only in combination with Liko H-70 rails)

Dimensions:

- A:** 687 mm (27 inch.)
- B:** 173 mm (6.8 inch.)
- C:** 104 mm (4.1 inch.)

Built-in dimension, H: 35 mm (1.4 inch.)

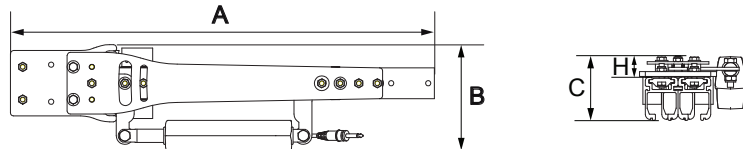
Weight: 7.8 kg (17.2 lbs)

Max. load: 250 kg (550 lbs)

Material: Steel, aluminum, plastic

Motor: Actuator Linak LA12, standard 24V

IP-class: X1



The device is intended for indoor use.



Type B, in accordance with the electrical shock protection class.



Class II equipment.

Inspection and Maintenance

When necessary, clean the product with a moist cloth using common surface cleaners or disinfectants. **NOTE! Do not use cleaning agents that contain phenol or chlorine, since these can damage aluminium and plastic materials.**

Service

Likos transfer system should be periodically inspected at least once a year.

△ Periodic inspection, repair and maintenance should be performed only in accordance with the Liko Service Manual and by personnel authorized by Liko/Hill-Rom and using original Liko spare parts.

Service Agreement

Liko/Hill-Rom offers the opportunity to enter into service contracts for the maintenance and periodic inspection of your Liko products.

Expected Service Life

The product has an expected life time of 10 years when correctly handled, serviced and inspected in accordance with Liko's instructions.

Transport and Storage

The environment in which the product is transported and stored should have a temperature of 10–40 °C and a relative humidity of 30–75 %. The air pressure should be 700–1060 hPa.

Recycling

For instructions on how to recycle your Liko product, please visit the Liko website: www.liko.com.

Product Changes

Liko's products undergo continuous development, which is why we reserve the right to make product changes without prior notice. Contact your Liko/Hill-Rom representative for advice and information about product upgrades.

Design and Quality by Liko in Sweden

Liko is quality-certified in accordance with ISO 9001 and its equivalent for the medical device industry, ISO 13485.

Liko is also certified in accordance with environmental standard ISO 14001.



A  Company

www.liko.com

Manufacturer:

Liko AB
SE-975 92 Luleå
Sweden
info@liko.se